


# The Ultimate Guide to Groovy Gimp Super Scoubidou and Beast Boondoggle

Groovy Gimp Super Scoubidou and Beast Boondoggle are two popular types of lacing crafts that have been around for decades. They are both made using colorful cords or yarn, and can be used to create a variety of different projects, from keychains and bracelets to coasters and wall hangings.



## Plastic Lace Crafts for Beginners: Groovy Gimp, Super Scoubidou, and Beast Boondoggle

by John Spreincer McKellyanne Huckamucci

★★★★☆ 4.4 out of 5

Language : English

File size : 8073 KB

Text-to-Speech : Enabled

Screen Reader : Supported

Enhanced typesetting: Enabled

Print length : 19 pages



## History and Origins

The origins of Groovy Gimp Super Scoubidou and Beast Boondoggle are unknown, but both crafts are thought to have originated in the 1960s or 1970s. Scoubidou is believed to have originated in France, while Boondoggle is thought to have originated in the United States.

Both crafts quickly became popular among children and adults alike, and have remained popular ever since. Today, Groovy Gimp Super Scoubidou and Beast Boondoggle are enjoyed by people of all ages around the world.

## **Different Types of Groovy Gimp Super Scoubidou and Beast Boondoggle**

There are many different types of Groovy Gimp Super Scoubidou and Beast Boondoggle, each with its own unique look and feel. Some of the most popular types include:

- **Single-color Scoubidou:** This type of Scoubidou is made using a single color of cord or yarn.
- **Multi-color Scoubidou:** This type of Scoubidou is made using multiple colors of cord or yarn.
- **Patterned Scoubidou:** This type of Scoubidou is made using a pattern of colors or designs.
- **3D Scoubidou:** This type of Scoubidou is made using three or more strands of cord or yarn, and can be used to create three-dimensional shapes.
- **Single-color Boondoggle:** This type of Boondoggle is made using a single color of cord or yarn.
- **Multi-color Boondoggle:** This type of Boondoggle is made using multiple colors of cord or yarn.
- **Patterned Boondoggle:** This type of Boondoggle is made using a pattern of colors or designs.

- **3D Boondoggle:** This type of Boondoggle is made using three or more strands of cord or yarn, and can be used to create three-dimensional shapes.

## **Uses for Groovy Gimp Super Scoubidou and Beast Boondoggle**

Groovy Gimp Super Scoubidou and Beast Boondoggle can be used to create a variety of different projects, including:

- **Keychains**
- **Bracelets**
- **Coasters**
- **Wall hangings**
- **Bookmarks**
- **Jewelry**
- **Home décor**

## **How to Make Groovy Gimp Super Scoubidou and Beast Boondoggle**

Making Groovy Gimp Super Scoubidou and Beast Boondoggle is easy and fun. All you need is some cord or yarn, a pair of scissors, and a little bit of patience.


To make a single-color Scoubidou, simply cut a piece of cord or yarn to the desired length. Fold the cord or yarn in half, and tie a knot at the end. Then, start lacing the cord or yarn over and under itself, creating a simple braid. Continue lacing until the Scoubidou is the desired length.

To make a multi-color Scoubidou, simply use multiple colors of cord or yarn. Start by tying a knot at the end of each cord or yarn. Then, start lacing the cords or yarns over and under each other, creating a simple braid. Continue lacing until the Scoubidou is the desired length.

To make a patterned Scoubidou, simply use a pattern of colors or designs. Start by tying a knot at the end of each cord or yarn. Then, start lacing the cords or yarns over and under each other, following the desired pattern. Continue lacing until the Scoubidou is the desired length.

To make a 3D Scoubidou, simply use three or more strands of cord or yarn. Start by tying a knot at the end of each cord or yarn. Then, start lacing the cords or yarns over and under each other, creating a simple braid. Continue lacing until the Scoubidou is the desired length.

To make a single-color Boondoggle, simply cut a piece of cord or yarn to the desired length



## Plastic Lace Crafts for Beginners: Groovy Gimp, Super Scoubidou, and Beast Boondoggle

by John Spreincer McKellyanne Huckamucci


★★★★☆ 4.4 out of 5

Language : English  
File size : 8073 KB  
Text-to-Speech : Enabled  
Screen Reader : Supported  
Enhanced typesetting : Enabled  
Print length : 19 pages

FREE

DOWNLOAD E-BOOK





## **Fugitive Telemetry: Unraveling the Secrets of the Murderbot Diaries**

In the realm of science fiction, Martha Wells has crafted a captivating and thought-provoking series that explores the complexities of artificial...



## **Black Clover Vol 25: Humans and Evil - A Journey into the Depths of Darkness**

Unveiling the Sinister Forces Black Clover Vol 25: Humans and Evil takes readers on a thrilling adventure that delves into the darkest corners of the human heart. As the...